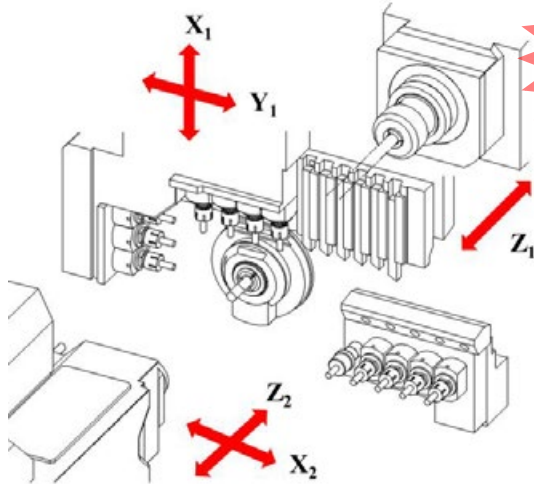
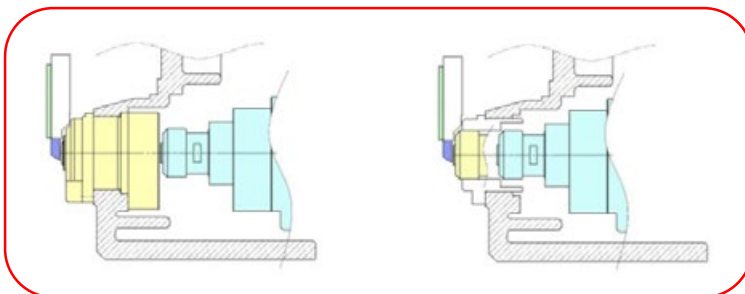


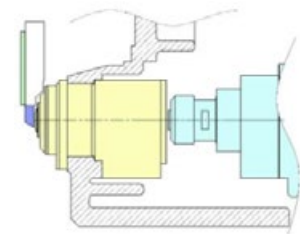
■ SA-20M TOOLING LAY-OUT



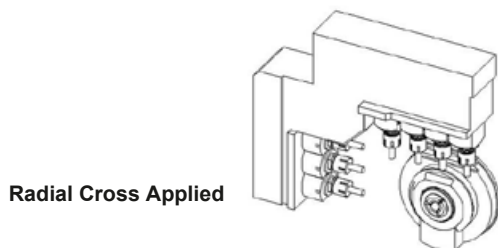
SA-20M will provide maximized machining conditions with new upgraded functions.



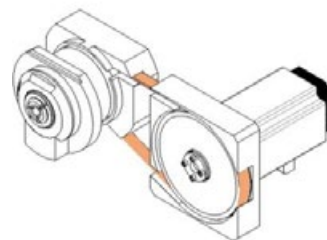
GUIDE BUSH / NON-GUIDE BUSH TYPE



MAGIC-GUIDE BUSH TYPE(OPTION)



Radial Cross Applied



Motor Driven GUIDE BUSH

- GUIDE BUSH, NON-GUIDE BUSH Compatible. (NON-GUIDE TYPE MAIN SPINDLE is standard for minimum remnant)
- Modular Cross and Radial Modular Cross applied to ensure more Machining Flexibility
- Easier Bar Selection with Magic-Guide Application (Magic Guide Installable) - **OPTION**
- Motor Driven GUIDE BUSH Type allows less Noise and Vibration to ensure Accuracy Improvement.

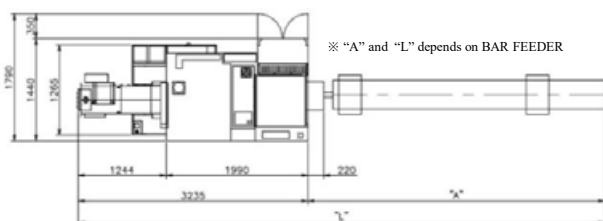
Machine Specification

	Description	SA-20M(GUIDE TYPE)	SA-20M(NON-GUIDE TYPE)
Machining Capacity	Max. Turning Bar dia.	Ø20mm	Ø20mm
	Max. Turning Bar Length	200mm(MAGIC GUIDE : 150mm)	N:50mm
	Max. Main Spindle Drilling / Tapping	Ø10mm / M8	Ø10mm / M8
	Max. Sub Spindle Chucking dia.	Ø20mm	Ø20mm
	Max. Back-end Face Drilling / Tapping	Ø8mm / M6	Ø8mm / M6
	Max. Cross Drilling / Tapping	Ø8mm / M6	Ø8mm / M6
Capability	Max. Cross Disc-Mill dia.	Ø32mm	Ø32mm
	Max. Main Spindle Speed	10,000 rpm	10,000 rpm
	Max. Sub Spindle Speed	10,000 rpm	10,000 rpm
	Max. Cross Spindle Speed	8,000 rpm	8,000 rpm
	Total No. of Tools	21	21
	OD / Cross / Y-Axis ID	6 / 7 / -	6 / 7 / -
	Front-end Face Tools (Sub)	3 (Live 2, Fixed 1)	3 (Live 2, Fixed 1)
	Back-end Face Tools	5 (Live 2, Fixed 3)	5 (Live 2, Fixed 3)
	Bite Shank	□12 X 120mm	□12 X 120mm
	Rapid Traverse	32 M/min	32 M/min
	Controllable Axes	7	7
	Main Spindle Positioning	CS + 1/1,000	CS + 1/1,000
Sub Spindle Positioning	CS + 1/1,000	CS + 1/1,000	
Motor	Main Spindle	2.2 / 3.7 Kw	2.2 / 3.7 Kw
	Sub Spindle	1.5 / 2.2 kW	1.5 / 2.2 kW
	Cross Drill / Mill Unit	2.2 Kw	2.2 Kw
	Back Tool Unit	1.0 kW	1.0 kW
	Coolant Pump	0.9 kW	0.9 kW
	Lubrication Pump	0.04 kW	0.04 kW
Dimension	Coolant Oil Capacity	300ℓ	300ℓ
	Center Height	1000mm	1000mm
	Length X Width X Height	2300 x 1450 x 1650mm	2300 x 1450 x 1650mm
	Net Weight	3200kg	3200kg

NC Specification

Description	SA-20M
NC Controller	FANUC 0i-TF
No. of Controllable Axis	7
Axis Designation	X1, Z1, Y1, X2, Z2, C1, C2
Min. Input Increment	0.0001mm
Min. Command Increment	0.0001mm (X axis 0.00005mm)
Max. Programmable Value	±8 digits
Interpolation Function	Linear / Circular
Feedrate	1~6000 mm/min
Feedrate Override	0~150%, 10% step
Dwell	G04 0.0001 ~ 9999.9999
ABS / INC Command	X, Z, Y, C : Absolute
	U, V, W, H : Incremental
Tool Offset	±6 digits
No. of Tool Offset	64 sets
CRT / MDI	10.4" COLOR
Display Language	English, Others
Tape Memory	1 Mbyte
No. of Registerable Program	800 sets
Miscellaneous Function	M5 / M3 digits
Main Spindle Function	S4 digits
Tool Function	T4 digits

Installation LAY-OUT



※ Above specification may change without prior notice.

Machine Accessories

Machine STANDARD	
1. Rotary Guide Bush Holder Unit	9. Back Tool Unit (Live 2, Fixed 3)
2. Part Conveyor	10. Coolant Flow Detector
3. M CODE Air Blow	11. Patrol Light
4. Part Ejection Detection	12. Barfeeder Interface
5. Front Off-center Drill Unit (Live 2)	13. Service Tool Kit
6. Cross 4 / Radial Cross 3 spindle Drill Unit	14. Instruction Manual
7. Main / Sub Spindle Positioning : 1/1000"	15. FANUC Operator / Maintenance Manual
8. CS Control : Main & Sub Spindle	

Machine OPTION	
1. Barfeeder	5. M CODE Oil Blow
2. Long Part Discharging Unit	6. Cut-off Tool Breakage Detector
3. Chip Conveyor	7. Polygon Turning Attachment
4. Back Tool Expansion	8. Thread Whirling Unit

NC Accessories

NC STANDARD	
1. Circle, Semi-Circle Designation	12. Inch / Metric Conversion
2. Work Coordinate Shift (G50)	13. Back-ground Editing
3. Machine Lock	14. Constant Surface Speed Control
4. Single Block	15. Synchronous / Composite Function
5. Software Operation Panel	16. Z1-Z2 Synchronous Function
6. Tool Offset Display	17. MPG Handle : 0.001mm
7. Input / Output Interface	18. I/O Interface (RS-232C)
8. Working Hour / No. of Parts Display	19. Spindle Phase Synchronous (Main & Sub)
9. Tool Radius Compensation	20. Rigid Tapping on All Spindle
10. Chamfer / Corner R	
11. Automatic Power Off	

NC OPTION	
1. MPG Program Check	4. Fanuc Warranty (2 Years)
2. IC Card	5. Helical Interpolation
3. Additional G Code	6. 3 Dimension Coordinate Shift (G68.1)

Your contact for CNC machines of the Nexturn brand in Switzerland and Liechtenstein:

NEXTURN
SWISS TURN LEADER
 400-29, Gomae-Dong, Kiheung-Gu,
 Yongin-Si, Kyungki-Do, Korea
 TEL : 82-31-288-2092
 FAX : 82-31-288-2094
 E-mail : overseas@nexturn.co.kr
 Homepage : http://www.nexturn.co.kr



SPINNER

Tel. +41 52 301 21 55
 Fax +41 52 301 21 54
 info@spinner-ag.ch
 www.spinner-ag.ch

Spinner AG
 CNC-Präzisionsmaschinen
 Hauserstrasse 35
 CH-8451 Kleinandelfingen